

KIWICARE®

Technical Sheet

1–2–3 Cluster Fly Control

How to Control Cluster Flies in and Around Buildings






Kiwicare 1-2-3 Cluster Fly Control

About Cluster Flies

[Cluster flies](#) are medium to large (8-15mm) 'dopey' flies, with a dark gray to black non-metallic abdomen. The larvae of the fly feeds on earthworms in grass pasture or lawn areas, then in late autumn and early winter the adult flies will move into homes and other buildings to hibernate over winter.

They are named cluster flies because of their habit of congregating in large groups or swarms in dark places such as attics, corners of dark rooms, 'nooks and crannies' and 'cracks and crevices'. Each fly releases a pheromone (smell) that attracts others. This pheromone will linger on even after all the flies have been destroyed and removed and thus will continue to attract cluster flies to that area so that the clusters keep recurring. It is therefore important that treatments are continued even when there are no flies present.

How to Stop Cluster Flies

<p>1. Stop at Source</p> <p>Kill the adults to prevent them laying eggs in surrounding grass. Kill the larvae in the grass to prevent the adults clustering in your buildings.</p> <p>Late summer and early autumn - use Kiwicare LawnPro Protect on lawn and turf around buildings where cluster flies have been seen on previous years.</p>	
<p>2. Protect</p> <p>Late summer and early autumn - use Kiwicare NO Bugs Super around eaves and other entry points of buildings. Where possible seal gaps where cluster flies can enter or hide.</p>	
<p>3. Knockdown and Vacuum Up</p> <p>If you have the adult flies already swarming and clustering in the house or other building check around your house/buildings for clusters in warm, dark, dry corners specially your roof void and eaves. If these can be accessed, spray the clusters with NO Bugs Super. If the clusters cannot be found or accessed use NO Bugs Super Bug Bombs to knockdown clusters and to prevent continued attraction of more flies.</p> <p>Once the flies in the cluster are dead, clear away as many bodies as can be reached. If you use a vacuum cleaner ensure the bag is disposed of immediately. Spray the surfaces they were clustering on with more NO Bugs Super to prevent new clusters forming where the pheromone lingers.</p>	

For Best Results

- Dispose of the flies collected in a vacuum bag immediately afterwards by sealing in a plastic bag and placing in the rubbish.
- See kiwicare.co.nz for more information on cluster fly control.

Caution

- LawnPro Protect -
To protect beneficial pollinating insects such as bees do not apply to lawns or turf containing flowers and do not apply to soils around plants in flower or likely to flower soon afterwards. Note: Protect is practically non-toxic to earthworms.
- NO Bugs Super -
Keep all animals out of the area being treated during treatment and until all sprays have dried completely.
- NO Bugs Bug Bomb -
Flammable aerosol - Do not use near a flame or other source of ignition.
Do not use a single bomb in a volume less than 5 m³ (e.g. closet).

Last Updated: March 2021

Kiwicare.co.nz

For information, advice and our interactive
problem solver

Kiwicare Corporation Limited
225 Maces Road, Bromley, Christchurch
Phone (03) 389-0778