







Quickfire Guide to Using LawnPro Products


Product	Uses	When To Use	When NOT To Use	Comment/s
 <p>LawnPro Turfclean</p> <p>And</p>  <p>Turfclean & Green</p>	<p>Selective broadleaf weed killer</p>	<ul style="list-style-type: none"> • When broadleaf weeds are actively growing. • Best results Spring and Autumn. 	<ul style="list-style-type: none"> • Do not apply on new lawns less than 2 months old. For lawns 2-6 months old use product at half the recommended rate. • Not effective when weeds are not growing actively. • Do not apply in temps under 10°C or over 30°C. 	<p>Turfclean has some residual pre-emergent effects and may prevent new lawn seed germinating and growing.</p>
 <p>LawnPro Prickle and Hydrocotyle</p>	<p>Selective broadleaf weed killer</p>	<ul style="list-style-type: none"> • When broadleaf including hydrocotyle weeds are actively growing. 	<ul style="list-style-type: none"> • Do not apply on new lawns less than 2 months old. For lawns 2-6 months old use product at half the recommended rate. • Not effective when weeds are not growing actively. • Do not apply in temps under 10°C or over 30°C. 	<p>Triclopyr one of the key ingredients has some residual pre-emergent effects and may prevent new lawn seed germinating and growing.</p>

Quickfire Guide to Using LawnPro Products

Product	Uses	When To Use	When NOT To Use	Comment/s
 <p>LawnPro Mossclear</p>	Selective control of moss in lawns. Kills moss spores as well as moss.	<ul style="list-style-type: none"> When moss is actively growing. Best results in Spring. 	<ul style="list-style-type: none"> Do not apply to moss on light coloured paths as it may stain. 	Kills spores – also good for control of lawn fungal diseases such as red thread.
 <p>LawnPro All-in-1</p>	Selective control of broadleaf weeds and moss in lawns. Does not kill moss spores.	<ul style="list-style-type: none"> When broadleaf weeds and moss are actively growing. Best results Spring and Autumn. 	<ul style="list-style-type: none"> Do not apply to new lawn grass until grass is fully established i.e. at least 4-6 months. Not effective when weeds are not growing actively. Do not apply in temps under 10°C or over 30°C. Do not mow for 3 days after application and until All-in-1 has been watered in. Do not let granules land on paths, driveways, decks or other hard surfaces, as iron in the product may cause staining. If product lands on a hard surface, use a dry brush and brush off immediately. 	<p>All-in-1 has some residual pre-emergent effects and may prevent new lawn seed germinating and growing.</p> <p>This product is best used, using the Kiwicare Easy-Flo Spreader</p>
 <p>LawnPro Lawn Thickener</p>	Combination lawn fertilisers, lawn seed and gypsum for improving drainage in clay soils. Greens, strengthens and thickens lawns.	<ul style="list-style-type: none"> Best sown in Spring and Autumn. De-thatch before sowing. Water well and regularly. 	<ul style="list-style-type: none"> Do not apply within 2 months of using herbicides above. Herbicide should not be applied to new growth for at least 3 months after sowing. Do not mow for at least 7 days after application. 	This product is best used, using the Kiwicare Easy-Flo Spreader

Quickfire Guide to Using LawnPro Products



Product	Uses	When To Use	When NOT To Use	Comment/s
 <p>LawnPro Smart Seed</p>	<p>Lawn grass seed including seed coated for water retention, starter fertiliser and conditioners. For lawn repair and new sowing.</p>	<ul style="list-style-type: none"> • Best sown in Spring and Autumn. • Water well, tolerant of short dry periods. 	<ul style="list-style-type: none"> • Do not apply within 2 months of using herbicides mentioned above. • Herbicide should not applied to new growth for at least 3 months after sowing. Then apply at a half rate until 6 months. • Do not mow for at least 7 days after application. 	<p>This product is best used, using the spreader that comes with the product packaging.</p>