












LawnPro Product – When To/When NOT To

Product	Uses	When To Use	When <u>NOT</u> To Use	Comment/s
LawnPro Turfclean Ultra 	Selective broadleaf weed killer	<ul style="list-style-type: none"> When broadleaf weeds are actively growing. Best results spring 	<ul style="list-style-type: none"> New Lawns – do not apply for the first 3 months Not effective when weeds not growing actively. Do not apply in temps under 10°C or over 30°C. 	Turfclean Ultra has some residual pre-emergent effects and may prevent new lawn seed germinating and growing.
LawnPro Turfclean 	Selective broadleaf weed killer	<ul style="list-style-type: none"> When broadleaf weeds are actively growing. Best results spring and autumn. 	<ul style="list-style-type: none"> Do not apply on new lawns less than 2 months old. For lawns 2-6 months use half rate. Not effective when weeds not growing actively. Do not apply in temps under 10°C or over 30°C. 	Turfclean has some residual pre-emergent effects and may prevent new lawn seed germinating and growing.
LawnPro Prickle and Hydrocotyle 	Selective broadleaf weed killer	<ul style="list-style-type: none"> Before Onehunga/prickle weed flowers and seeds. Best results early spring. When broadleaf including hydrocotyle weeds are actively growing. Best results spring and autumn. Use in combination with 7 Day Green which raises pH and helps control acid loving weeds. 	<ul style="list-style-type: none"> Application to Onehunga after seeds have set will not prevent prickly seeds on the lawn. It will, however, still kill the Onehunga. Do not apply on new lawns less than 2 months old. For lawns 2-6 months use half rate. Not effective when weeds not growing actively. Do not apply in temps under 10°C or over 30°C. 	Triclopyr has some residual pre-emergent effects and may prevent new lawn seed germinating and growing.

Product	Uses	When To Use	When NOT To Use	Comment/s
<p>LawnPro Mossclear</p> 	<p>Selective control of moss in lawns. Kills moss spores as well as moss.</p>	<ul style="list-style-type: none"> • When moss is actively growing. Best results in spring. • Use in combination with 7 Day Green which raises pH and helps control acid loving weeds. • Change soil conditions. 	<ul style="list-style-type: none"> • Do not apply to moss on light coloured paths as it may stain. 	<p>Kills spores – also good for control of lawn fungal diseases such as red thread.</p>
<p>LawnPro All-in-1</p> 	<p>Selective control of broadleaf weeds and moss in lawns. Does not kill moss spores.</p>	<ul style="list-style-type: none"> • When broadleaf weeds and moss are actively growing. • Best results spring and autumn. 	<ul style="list-style-type: none"> • Do not apply to new lawn grass until grass is fully established - 4-6 months. • Not effective when weeds not growing actively. • Do not apply in temps under 10°C or over 30°C. • Do not mow for 3 days after application and until All-in-1 has been watered in. • Do not let granules land on paths, driveways, decks or other hard surfaces as iron may stain. Use a dry brush and brush off immediately. 	<p>All-in-1 has some residual pre-emergent effects and may prevent new lawn seed germinating and growing. Easy-Flo Spreader</p>
<p>LawnPro 7 Day Green</p> 	<p>Low nitrogen fertiliser and soil pH adjuster (raise soil pH). Greens and thickens lawn grass, 'sweetens' lawn soil.</p>	<ul style="list-style-type: none"> • Use at any time of year. • Best results spring- autumn. 	<ul style="list-style-type: none"> • Do not mow for 3 days after application and until 7 Day Green has been watered in. 	<p>Does not cause excessive lawn growth that would be mown off. Hand spread.</p>

Product	Uses	When To Use	When NOT To Use	Comment/s
<p>LawnPro Lawn Thickener</p> 	<p>Combination lawn fertilisers, lawn seed and gypsum for improving drainage in clay soils. Greens, strengthens and thickens lawns.</p>	<ul style="list-style-type: none"> • Best sown in spring and autumn. • De-thatch before sowing. • Water well and regularly. 	<ul style="list-style-type: none"> • Do not apply within 2 months of using herbicides above. • Herbicide should not applied to new growth for at least 3 months after sowing. • Do not mow for at least 7 days after application. 	<p>Easy-Flo Spreader</p>
<p>LawnPro Smart Seed</p> 	<p>Lawn grass seed including seed coated for water retention, starter fertiliser and conditioners. For lawn repair and new sowing.</p>	<ul style="list-style-type: none"> • Best sown in spring and autumn. • Water well, tolerant of short dry periods. 	<ul style="list-style-type: none"> • Do not apply within 2 months of using herbicides above. • Herbicide should not applied to new growth for at least 3 months after sowing. Then apply at half rate until 6 months. 	<p>Box spreader</p>
<p>LawnPro Protect</p> 	<p>For control of soil dwelling insects such as grass grub and Porina caterpillar.</p>	<ul style="list-style-type: none"> • Can be applied any time. • Prevention - apply in autumn. • Curative – apply spring and autumn or as necessary. 	<ul style="list-style-type: none"> • Do not mow for 3 days after application and until Lawnguard has been watered in. 	<p>Hand spread</p>

Product	Uses	When To Use	When NOT To Use	Comment/s
<p data-bbox="219 260 421 323">LawnPro Fungus Control</p> 	<p data-bbox="477 260 728 323">For control of fungal diseases of lawns.</p>	<ul data-bbox="779 260 1189 400" style="list-style-type: none"> • Apply as soon as lawn disease is identified. • Apply to affected area and about 1 m around. 	<ul data-bbox="1225 260 1570 292" style="list-style-type: none"> • Can be used at any time. 	
<p data-bbox="208 531 434 563">LawnPro D-Thatch</p> 	<p data-bbox="477 531 728 703">Encourages natural thatch breakdown, returning nutrients and organic material to the lawn soil.</p>	<ul data-bbox="779 531 1137 635" style="list-style-type: none"> • Can be used at any time. • Best applied in spring and autumn. 	<ul data-bbox="1225 531 1570 563" style="list-style-type: none"> • Can be used at any time. 	